

Promate®



PM6100D ES

Diesel Generator

1 Year Limited Warranty
Wheels pre-installed

Electrical Aspects

Rated Output:	5000 Watts
Surge Output:	6100 Watts
Phase:	Single Phase
Rated Voltage:	115/230V
Frequency:	60Hz
Rated Current:	21.7A
Insulation Class:	F

Engine :

9.4HP DI Diesel

Cooling Mode:	Air cooled
Cylinder:	4-Stroke, Single Cylinder
Starter:	Electric Start
Noise Level @ 7m:	85dB(A)
Fuel Used:	Diesel
Fuel Capacity:	15L
Low Oil Alert:	Yes
Run Time @ 75% Load:	8.5hrs

General Specifications

Dimension(LxWxH):	750 x 500 x 710mm
Weight:	115kg
Receptacle:	1 x Twistlock 110/220V, 2 x Duplex 110V
DC 12V Output:	Yes

Sample Usage:



750W 1HP
Aircon



1000W
Washing Machine



1000W
Rice Cooker



200W Inverter
Refrigerator



Two (2) 200W
Flatscreen T.V.



Three (3) 60W
Electric Fan



Seven (7) 30W
Light Bulbs

Promate®



PM7000D ES

Silent Diesel Generator

1 Year Limited Warranty
Wheels pre-installed
Sound-proof Canopy

Electrical Aspects

Rated Output:	5500 Watts
Surge Output:	7000 Watts
Phase:	Single Phase
Rated Voltage:	230V
Frequency:	60Hz
Rated Current:	23.9A
Insulation Class:	F

Engine :

11HP DI Diesel

Cooling Mode:	Air cooled
Cylinder:	4-Stroke, Single Cylinder
Starter:	Electric Start
Noise Level @ 7m:	?dB(A)
Fuel Used:	Diesel
Fuel Capacity:	16L
Low Oil Alert:	Yes
Run Time @ 75% Load:	6hrs

General Specifications

Dimension(LxWxH):	900 x 520 x 700mm
Weight:	155kg
Receptacle:	1 x Twistlock 220V, 2 x Duplex 220V
DC 12V Output:	Yes

Sample Usage:

						
750W 2HP Aircon	1000W Washing Machine	1000W Rice Cooker	200W Inverter Refrigerator	200W Flatscreen T.V.	100W Electric Fan	Three (3) 40W Light Bulbs

Promate®



PM7500D ES

Diesel Generator

1 Year Limited Warranty
Wheels pre-installed

Electrical Aspects

Rated Output:	6000 Watts
Surge Output:	7500 Watts
Phase:	Single Phase
Rated Voltage:	120/240V
Frequency:	60Hz
Rated Current:	25A
Insulation Class:	F

Engine :

11HP DI Diesel

Cooling Mode:	Air cooled
Cylinder:	4-Stroke, Single Cylinder
Starter:	Electric Start
Noise Level @ 7m:	85dB(A)
Fuel Used:	Diesel
Fuel Capacity:	15L
Low Oil Alert:	Yes
Run Time @ 75% Load:	6hrs

General Specifications

Dimension(LxWxH):	750 x 500 x 710mm
Weight:	115kg
Receptacle:	1 x Twistlock 120/240V, 1 x Duplex 120V
DC 12V Output:	Yes

Sample Usage:

						
Two (2) 750W 1HP Aircon	1000W Washing Machine	700W Rice Cooker	200W Inverter Refrigerator	Two (2) 200W Flatscreen T.V.	Five (5) 60W Electric Fan	Ten (10) 40W Light Bulbs

Promate®



PM11000D ES

Diesel Generator

1 Year Limited Warranty
Wheels pre-installed

Electrical Aspects

Rated Output:	10000 Watts
Surge Output:	11000 Watts
Phase:	Single Phase
Rated Voltage:	120/240V
Frequency:	60Hz
Rated Current:	45A
Insulation Class:	F

Engine :

15HP DI Diesel

Cooling Mode:	Air cooled
Cylinder:	4-Stroke, V-Twin Cylinder Cylinder
Starter:	Electric Start
Noise Level @ 7m:	78dB(A)
Fuel Used:	Diesel
Fuel Capacity:	25L
Low Oil Alert:	Yes
Run Time @ 75% Load:	7hrs

General Specifications

Dimension(LxWxH):	870 x 630 x 700mm
Weight:	195kg
Receptacle:	1 x 50 amp Range
DC 12V Output:	Yes

Sample Usage:



Three (3) 750W
1HP Aircon



Two (2) 1200W
Washing Machine



1000W
Rice Cooker



200W Inverter
Refrigerator



200W
Flatscreen T.V.



Seven (7) 100W
Electric Fan



Twelve (12) 60W
Light Bulbs

Promate®



PM13000D ES

(Silent) Diesel Generator

1 Year Limited Warranty
Wheels pre-installed



Electrical Aspects

Rated Output:	10400 Watts
Surge Output:	13000 Watts
Phase:	Single Phase
Rated Voltage:	230V
Frequency:	60Hz
Rated Current:	45.2A
Insulation Class:	F

Engine :

20HP DI Diesel

Cooling Mode:	Air cooled
Cylinder:	4-stroke Twin-cylinder
Starter:	Electric
Noise Level @ 7m:	69dB(A)
Fuel Used:	Diesel
Fuel Capacity:	50L
Low Oil Alert:	Yes
Run Time @ 75% Load:	15.8hrs

General Specifications

Dimension(LxWxH):	1160 x 675 x 945mm
Weight:	295kg
Receptacle:	2 x Duplex 120V, 1 x 50 amp range 14-150 R
DC 12V Output:	Yes

Sample Usage:



Three (3) 750W
1HP Aircon




200W 0.25HP
Water Pump




Two (2) 1200W
Washing Machine



1000W
Rice Cooker



200W Inverter
Refrigerator



200W
Flatscreen T.V.



Seven (7) 100W
Electric Fan



Twelve (12) 60W
Light Bulb

Promate®



PM13500D ES
(Open) Diesel Generator
 1 Year Limited Warranty
 Wheels pre-installed

Electrical Aspects

Rated Output:	12000 Watts
Surge Output:	13500 Watts
Phase:	Single Phase
Rated Voltage:	120/240V
Frequency:	60Hz
Rated Current:	50A
Insulation Class:	F

Engine :

19HP DI Diesel

Cooling Mode:	Air cooled
Cylinder:	4-Stroke, V-Twin, Two-Cylinder
Starter:	Electric Start
Noise Level @ 7m:	82dB(A)
Fuel Used:	Diesel
Fuel Capacity:	25L
Low Oil Alert:	Yes
Run Time @ 75% Load:	5.5hrs

General Specifications

Dimension(LxWxH):	870 x 630 x 700mm
Weight:	195kg
Receptacle:	1 x 50 amp range 14-150 R
DC 12V Output:	Yes

Sample Usage:



Five (5) 750W
1HP Aircon




Two (2) 1200W
Washing Machine



1000W
Rice Cooker



200W Inverter
Refrigerator



Two (2) 200W
Flatscreen T.V.



Two (2) 100W
Electric Fan



Five (5) 60W
Light Bulbs