

# Promate®



## PH1500 Gasoline Generator

1 Year Limited Warranty

### Electrical Aspects

Rated Output:	1100 Watts
Surge Output:	1375 Watts
Phase:	Single Phase
Rated Voltage:	230V
Frequency:	60Hz
Rated Current:	4.8A
Insulation Class:	B

### Engine :

3HP OHV

Cooling Mode:	Air cooled
Cylinder:	4-Stroke, Single Cylinder
Starter:	Recoil
Noise Level @ 7m:	69dB(A)
Fuel Used:	Unleaded Gasoline
Fuel Capacity:	5L
Low Oil Alert:	N/A
Run Time @ 75% Load:	6.5hrs

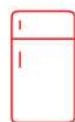
### General Specifications

Dimension(LxWxH):	455 x 365 x 377mm
Weight:	25kg
Receptacle:	1 x Duplex 240V
DC 12V Output:	N/A

#### Sample Usage:



400W  
Rice Cooker



100W Inverter  
Refrigerator



100W  
Flatscreen T.V.



60W  
Electric Fan



Five (5) 30W  
Light Bulbs

# Promate®



## PH3000 ES Gasoline Generator

1 Year Limited Warranty

### Electrical Aspects

Rated Output:	2400 Watts
Surge Output:	3000 Watts
Phase:	Single Phase
Rated Voltage:	230V
Frequency:	60Hz
Rated Current:	10.4A
Insulation Class:	B

### Engine :

6.5HP OHV

Cooling Mode:	Air cooled
Cylinder:	4-Stroke, Single Cylinder
Starter:	Electric Start
Noise Level @ 7m:	68dB(A)
Fuel Used:	Unleaded Gasoline
Fuel Capacity:	15L
Low Oil Alert:	Yes
Run Time @ 75% Load:	10hrs

### General Specifications

Dimension(LxWxH):	605 x 440 x 460mm
Weight:	49kg
Receptacle:	1 x Duplex 240V
DC 12V Output:	Yes

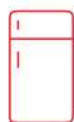
#### Sample Usage:



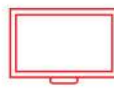
500W  
Washing Machine



700W  
Rice Cooker



200W Inverter  
Refrigerator



200W  
Flatscreen T.V.



60W  
Electric Fan



Four (4) 30W  
Light Bulbs

# Promate®



## PH3000 Gasoline Generator

1 Year Limited Warranty

### Electrical Aspects

Rated Output:	2400 Watts
Surge Output:	3000 Watts
Phase:	Single Phase
Rated Voltage:	230V
Frequency:	60Hz
Rated Current:	10.4A
Insulation Class:	B

### Engine :

6.5HP OHV

Cooling Mode:	Air cooled
Cylinder:	4-Stroke, Single Cylinder
Starter:	Recoil
Noise Level @ 7m:	68dB(A)
Fuel Used:	Unleaded Gasoline
Fuel Capacity:	15L
Low Oil Alert:	Yes
Run Time @ 75% Load:	10hrs

### General Specifications

Dimension(LxWxH):	605 x 440 x 460mm
Weight:	42kg
Receptacle:	1 x Duplex 240V
DC 12V Output:	Yes

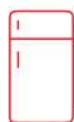
#### Sample Usage:



500W  
Washing Machine



700W  
Rice Cooker



200W Inverter  
Refrigerator



200W  
Flatscreen T.V.



60W  
Electric Fan



Four (4) 30W  
Light Bulbs

# Promate®



## PH4000 Gasoline Generator

1 Year Limited Warranty

### Electrical Aspects

Rated Output:	3200 Watts
Surge Output:	4000 Watts
Phase:	Single Phase
Rated Voltage:	230V
Frequency:	60Hz
Rated Current:	14.5A
Insulation Class:	F

### Engine :

7.5HP OHV

Cooling Mode:	Air cooled
Cylinder:	4-Stroke, Single Cylinder
Starter:	Recoil
Noise Level @ 7m:	70dB(A)
Fuel Used:	Unleaded Gasoline
Fuel Capacity:	15L
Low Oil Alert:	Yes
Run Time @ 75% Load:	9.5hrs

### General Specifications

Dimension(LxWxH):	620 x 490 x 510mm
Weight:	48kg
Receptacle:	2 x Duplex 240V
DC 12V Output:	N/A

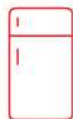
#### Sample Usage:



500W  
Washing Machine



1000W  
Rice Cooker



200W Inverter  
Refrigerator



200W  
Flatscreen T.V.



Four (4) 60W  
Electric Fan



Eight (8) 30W  
Light Bulbs

# Promate®



**PH5600**  
**Gasoline Generator**  
 1 Year Limited Warranty  
 Wheels pre-installed

## Electrical Aspects

Rated Output:	4500 Watts
Surge Output:	5600 Watts
Phase:	Single Phase
Rated Voltage:	230V
Frequency:	60Hz
Rated Current:	20.5A
Insulation Class:	F

## Engine :

13HP OHV

Cooling Mode:	Air cooled
Cylinder:	4-Stroke, Single Cylinder
Starter:	Recoil
Noise Level @ 7m:	75dB(A)
Fuel Used:	Unleaded Gasoline
Fuel Capacity:	25L
Low Oil Alert:	Yes
Run Time @ 75% Load:	8.5hrs

## General Specifications

Dimension(LxWxH):	620 x 490 x 510mm
Weight:	78kg
Receptacle:	2 x Twistlock 230V
DC 12V Output:	N/A

### Sample Usage:



750W 1HP  
Aircon




1000W  
Washing Machine



1000W  
Rice Cooker



200W Inverter  
Refrigerator



200W  
Flatscreen T.V.



100W  
Electric Fan



Three (3) 40W  
Light Bulbs

# Promate®



**PH6800**  
**Gasoline Generator**  
 1 Year Limited Warranty  
 Wheels pre-installed

## Electrical Aspects

Rated Output:	5500 Watts
Surge Output:	6800 Watts
Phase:	Single Phase
Rated Voltage:	120/ 240V
Frequency:	60Hz
Rated Current:	25A
Insulation Class:	F

## Engine :

13HP OHV

Cooling Mode:	Air cooled
Cylinder:	4-Stroke, Single Cylinder
Starter:	Recoil
Noise Level @ 7m:	78dB(A)
Fuel Used:	Unleaded Gasoline
Fuel Capacity:	25L
Low Oil Alert:	Yes
Run Time @ 75% Load:	9hrs

## General Specifications

Dimension(LxWxH):	720 x 550 x 580mm
Weight:	81kg
Receptacle:	1 x Duplex 120V, 1 x Twistlock 120/ 240V
DC 12V Output:	N/A

### Sample Usage:

						
750W 2HP Aircon	1000W Washing Machine	1000W Rice Cooker	200W Inverter Refrigerator	200W Flatscreen T.V.	100W Electric Fan	Three (3) 40W Light Bulbs